

FACT BOOK
2012/3

モバイルセールス事業

NTTドコモをはじめとする携帯電話事業者の一次代理店として、全国にドコモショップを中心とした携帯電話販売網を展開しております。携帯電話および関連商品の販売に加えて、各種サービスの新規受付や変更手続き、修理の受け付け、利用代金の収納などの加入者維持に係る事業を行っております。

Mobile Sales Business

As a prime dealer of NTT DOCOMO, INC. and other mobile network operators, we have developed nationwide mobile phone sales networks, including the DOCOMO shop chain, to sell mobile phones and related products, process customer requests for repairs, new services and service changes, and to provide miscellaneous customer-related services, such as acting as a depository for usage fees and others.

モバイルソリューション事業

NEC製の携帯電話を中心に故障診断、修理・保守などのサービスを提供しております。また、携帯電話基地局をはじめとする移動通信システムのネットワークインフラ全般に係るエンジニアリングサービス（エリア設計、エリア調査・最適化、工事、試験など）と、修理・保守サービスを提供しております。また、法人向けソリューションの提供も行っております。

Mobile Solution Business

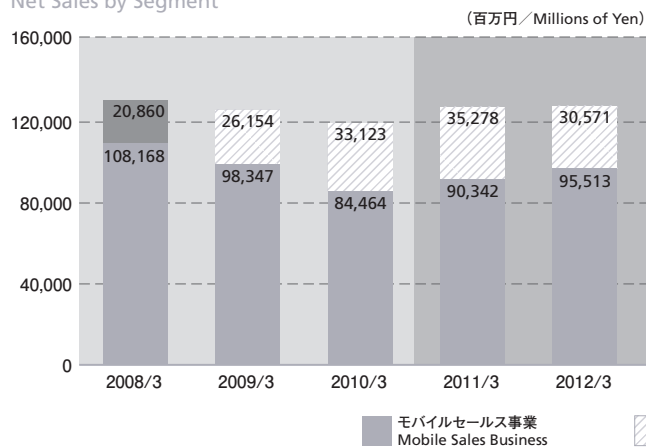
We provide repair and maintenance services, including troubleshooting and repair work, for mobile phones mainly manufactured by NEC. Another primary business area is engineering services for mobile network systems' network infrastructure around base stations, encompassing, among others, area design, area surveys and optimization, system installation, and on-site testing, as well as repair and maintenance services. In addition, we also provide solutions to corporate clients.

注：2012年度よりセグメント区分を「モバイルセールス事業」と「モバイルソリューション事業」に変更いたしました。前年度まで「モバイルセールス事業」に含めておりました法人向け販売事業と「モバイルサービス事業」に含めておりました保守サービス事業・基地局整備関連事業を統合し、「モバイルソリューション事業」としております。

Note: From the fiscal year starting April 1, 2012, the business segments has been changed. The "Mobile Service Business" has been changed to the "Mobile Solution Business," combined with the mobile handset sales for enterprise related business, which was formerly included in the "Mobile Sales Business."

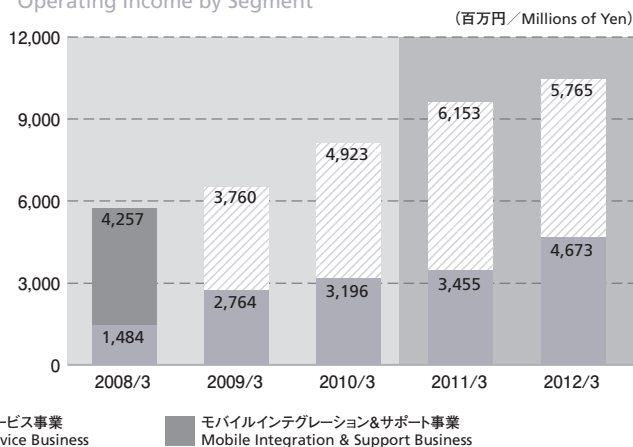
セグメント別売上高

Net Sales by Segment



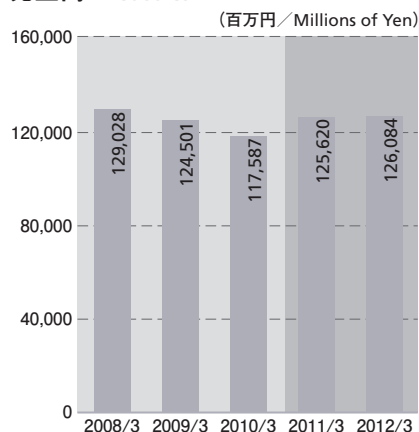
セグメント別営業利益

Operating Income by Segment



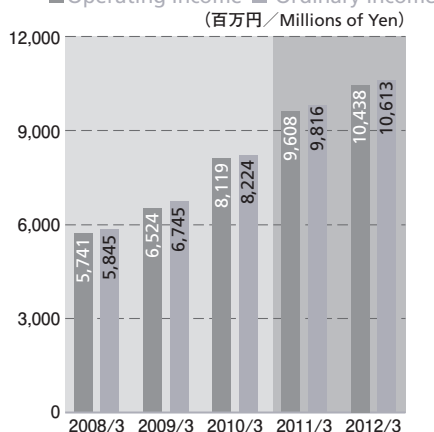
財務ハイライト

売上高 Net Sales

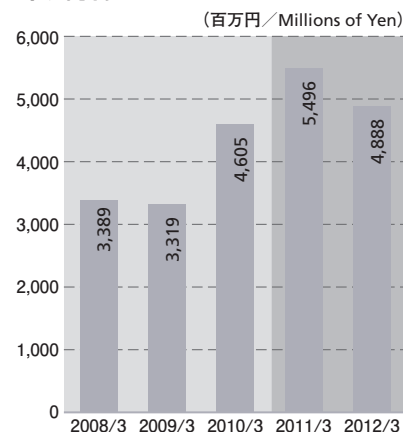


営業利益 経常利益

Operating Income Ordinary Income



当期純利益 Net Income



注：は連結ベースで記載しております。

Note: are presented on a consolidated basis.

損益計算書

Income Statements

(百万円/Millions of Yen)

		2008/3	2009/3	2010/3	2011/3	2012/3
		単体 Non-consolidated			連結 Consolidated	
売上高	Net sales	129,028	124,501	117,587	125,620	126,084
売上原価	Cost of sales	114,932	109,899	100,893	104,700	103,720
売上総利益	Gross profit	14,096	14,602	16,694	20,920	22,364
販売費及び一般管理費	Selling, general and administrative expenses	8,355	8,078	8,575	11,312	11,926
営業利益	Operating income	5,741	6,524	8,119	9,608	10,438
営業外収益	Non-operating income	277	363	274	321	312
受取利息	Interest income	74	85	64	42	45
受取配当金	Dividend income	189	271	203	197	159
受取家賃	Rent income	-	-	-	59	47
その他	Other	14	7	7	23	61
営業外費用	Non-operating expenses	173	142	169	113	137
支払利息	Interest expense	1	2	2	3	4
賃貸費用	Rent expense	-	-	-	51	28
固定資産除却損	Loss on retirement of non-current assets	47	118	156	40	79
固定資産評価損	Loss on devaluation of non-current assets	112	-	-	-	-
その他	Other	13	22	11	19	26
経常利益	Ordinary income	5,845	6,745	8,224	9,816	10,613
特別利益	Extraordinary gains	-	60	-	264	-
転貸損失引当金戻入額	Reversal of provision for loss on subleases	-	-	-	49	-
事業譲渡益	Gain on transfer of business	-	-	-	75	-
出向料負担金調整額	Adjustment to fees for seconded employees	-	-	-	123	-
移転補償金	Compensation for transfer	-	60	-	-	-
その他	Other	-	-	-	17	-
特別損失	Extraordinary losses	-	997	174	283	1,308
投資有価証券評価損	Loss on devaluation of investment securities	-	997	-	-	1,119
減損損失	Impairment loss of fixed assets	-	-	174	-	-
資産除去債務会計基準の適用に伴う影響額	Loss on adjustment for charges of accounting standard for asset retirement obligations	-	-	-	108	-
本社移転費用	Head office transfer cost	-	-	-	108	-
災害による損失	Loss on disaster	-	-	-	41	-
割増退職金	Extra retirement payments	-	-	-	26	-
固定資産売却損	Loss on sales of non-current assets	-	-	-	-	24
事務所移転費用	Office transfer expenses	-	-	-	-	122
事業整理損	Loss on liquidation of business	-	-	-	-	43
税金等調整前当期純利益	Income before income taxes	5,845	5,808	8,050	9,797	9,305
法人税、住民税及び事業税	Income taxes—current	2,052	2,627	3,876	4,211	4,380
法人税等調整額	Income taxes—deferred	404	(138)	(431)	90	37
少数株主損益調整前当期純利益	Income before minority interests	-	-	-	5,496	4,888
当期純利益	Net income	3,389	3,319	4,605	5,496	4,888

包括利益計算書

Statements of Comprehensive Income

(百万円/Millions of Yen)

		2008/3	2009/3	2010/3	2011/3	2012/3
		単体 Non-consolidated			連結 Consolidated	
当期純利益	Net income	-	-	-	5,496	4,888
その他の包括利益	Other comprehensive income	-	-	-	(129)	567
その他有価証券評価差額金	Valuation difference on available-for-sale securities	-	-	-	(129)	567
包括利益	Comprehensive income	-	-	-	5,367	5,455

注：2010年3月期が連結初年度であり、また、連結会計年度末日を連結子会社のみなし取得日としているため、2010年3月期においては貸借対照表のみを連結しました。2011年3月期よりすべて連結ベースで記載しております。

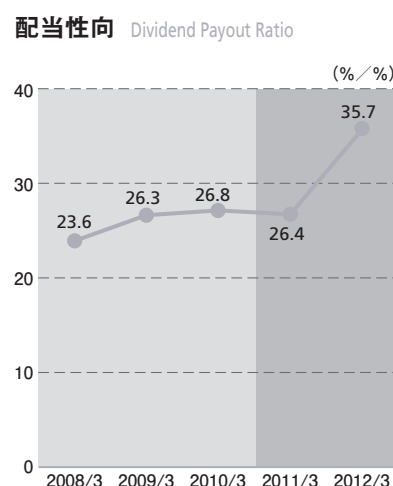
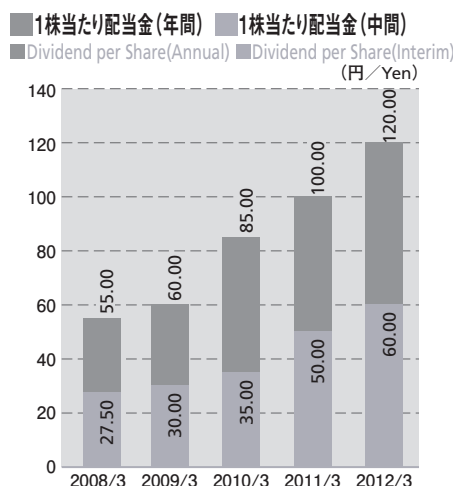
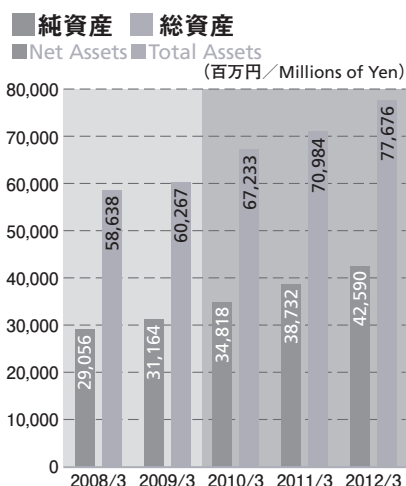
Notes: Consolidated financial statements for the fiscal year ended March 31, 2010 are not presented in this report, except for balance sheets, as the said fiscal year was the first business year for NEC Mobiling to report activities on a consolidated basis, and the deemed acquisition date of the consolidated subsidiaries fell on the last day of the fiscal year.

Financial statements are presented on a consolidated basis from the fiscal year ended March 31, 2011.

Financial Highlights

配当関連指標

Dividend Data



貸借対照表

(百万円/ Millions of Yen)

		2008/3	2009/3	2010/3	2011/3	2012/3
		単体 Non-consolidated		連結 Consolidated		
■資産の部	Assets					
流動資産	Current assets	47,528	50,146	53,112	57,169	65,540
現金及び預金	Cash and deposits	10,948	11,069	8,731	7,392	7,841
売掛金	Accounts receivable —trade	15,592	15,843	-	-	-
受取手形及び売掛金	Notes and accounts receivable —trade	-	-	16,054	17,017	17,967
有価証券	Short-term investment securities	999	998	2,998	6,998	10,997
たな卸資産	Inventories	4,624	4,443	6,132	6,478	6,396
商品	Merchandise	3,796	-	-	-	-
半製品	Semifinished components	2	-	-	-	-
商品及び製品	Merchandise and finished goods	-	3,085	3,714	4,252	4,477
仕掛品	Work in process	461	654	1,537	1,559	1,237
原材料	Raw materials	365	-	-	-	-
原材料及び貯蔵品	Raw materials and supplies	-	704	881	667	682
前払費用	Prepaid expenses	208	224	-	-	-
繰延税金資産	Deferred tax assets	858	1,055	1,626	1,736	1,628
未収入金	Accounts receivable —other	9,111	7,277	7,989	7,977	11,095
関係会社預け金	Deposit paid in subsidiaries and affiliates	5,000	9,001	9,000	9,000	9,000
その他	Other	193	242	589	578	621
貸倒引当金	Allowance for doubtful accounts	(5)	(6)	(7)	(7)	(5)
固定資産	Non-current assets	11,110	10,121	14,121	13,815	12,136
有形固定資産	Property, plant and equipment	1,356	1,453	2,120	2,619	2,625
建物	Buildings	828	930	-	-	-
構築物	Structures	172	157	-	-	-
建物及び構築物	Buildings and structures	-	-	1,622	1,943	1,999
機械及び装置	Machinery and equipment	17	18	-	-	-
機械装置及び運搬具	Machinery, equipment and vehicles	-	-	18	12	10
工具、器具及び備品	Tools, furniture and fixtures	331	278	309	420	480
土地	Land	-	-	122	122	-
リース資産	Lease assets	-	64	38	94	128
建設仮勘定	Construction in progress	8	6	11	28	8
無形固定資産	Intangible assets	1,158	1,040	3,176	2,587	1,852
のれん	Goodwill	28	10	2,291	1,911	1,435
商標権	Right of trademarks	6	0	-	-	-
ソフトウェア	Software	1,116	932	-	-	-
その他	Other	8	98	885	676	417
投資その他の資産	Investments and other assets	8,596	7,628	8,825	8,609	7,659
投資有価証券	Investment securities	4,165	2,735	2,689	2,470	2,320
関係会社出資金	Investment in capital of subsidiaries and affiliates	164	164	-	-	-
長期貸付金	Long-term loans receivable	-	151	-	-	-
従業員に対する長期貸付金	Long-term loans receivable from employees	1	0	-	-	-
破産更生債権等	Claims provable in bankruptcy, claims provable in rehabilitation and other	40	84	-	-	-
長期前払費用	Long-term prepaid expenses	19	40	-	-	-
繰延税金資産	Deferred tax assets	1,303	1,500	2,013	1,902	1,571
敷金及び保証金	Lease and guarantee deposits	2,313	2,347	-	-	-
前払年金費用	Prepaid pension costs	629	669	-	-	-
その他	Other	0	20	4,245	4,336	3,812
貸倒引当金	Allowance for doubtful accounts	(38)	(82)	(122)	(99)	(44)
資産合計	Total assets	58,638	60,267	67,233	70,984	77,676

株式の状況

Stock Information

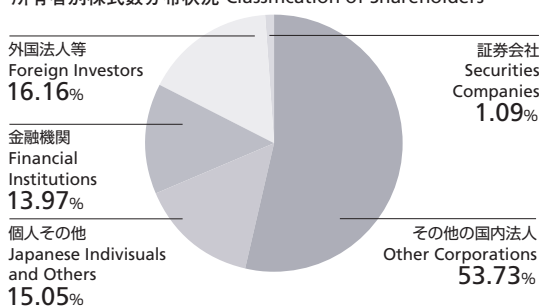
(2012年3月31日現在/As of March 31, 2012)

発行可能株式総数(株)	Total Number of Authorized Shares (Shares)	48,000,000
発行済株式の総数(株)	Total Number of Shares Issued (Shares)	14,529,400
株主数(名)	Number of Shareholders	6,146

大株主(上位5位) Major Shareholders (Top 5)

株主名 Name of Shareholder	持株数(千株) Number of Shares Held (Thousands)	出資比率(%) % of Shares of Common Stock Held (%)
日本電気株式会社 NEC Corporation	7,410	51.00
日本マスタートラスト信託銀行株式会社(信託口) The Master Trust Bank of Japan, Ltd. (Trust Account)	778	5.35
メロンバンク エヌ エー トリーティー クライアント オムニバス MELLON BANK, N. A. TREATY CLIENT OMNIBUS	511	3.52
日本トラスティ・サービス信託銀行株式会社(信託口) Japan Trustee Services Bank, Ltd. (Trust Account)	463	3.19
株式会社光通信 HIKARI TSUSHIN, INC.	306	2.11

所有者別株式数分布状況 Classification of Shareholders



注: 1. 株式数は、いずれも千株未満を切り捨てて表示しております。
2. 出資比率は、自己株式(70株)を控除して計算しております。

Notes: 1. Shares of less than one thousand have been rounded down in the "Number of shares held."
2. % of Shares is calculated by excluding the number of treasury stock (70 shares).

Balance Sheets

(百万円/Millions of Yen)

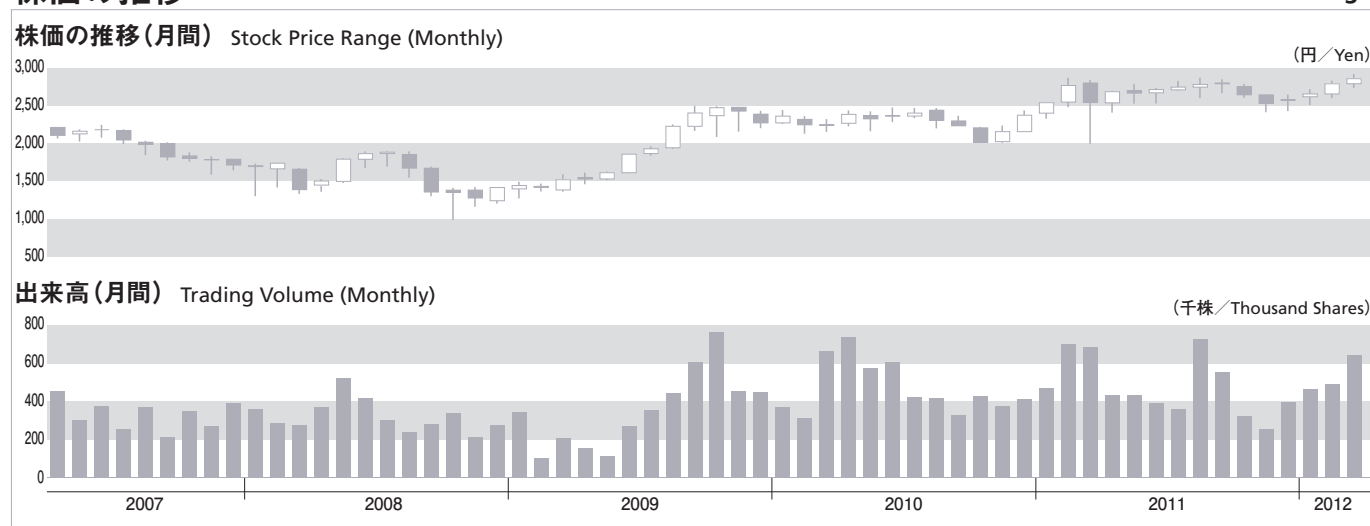
		2008/3	2009/3	2010/3	2011/3	2012/3
		単体 Non-consolidated		連結 Consolidated		
■負債の部	Liabilities					
流動負債	Current liabilities	25,945	25,229	28,121	27,685	30,374
支払手形	Notes payable—trade	329	492	-	-	-
買掛金	Accounts payable—trade	11,303	12,166	-	-	-
支払手形及び買掛金	Notes and accounts payable—trade	-	-	14,034	13,939	14,338
リース債務	Lease obligations	-	20	-	-	-
未払金	Accounts payable—other	1,422	624	-	-	-
未払費用	Accrued expenses	10,867	9,413	9,307	9,531	11,739
未払法人税等	Income taxes payable	1,174	1,650	2,566	2,265	2,272
前受金	Advances received	179	239	-	-	-
預り金	Deposits received	671	625	-	-	-
転貸損失引当金	Provision for loss on subleases	-	-	42	25	-
その他	Other	-	-	2,172	1,925	2,025
固定負債	Non-current liabilities	3,637	3,874	4,294	4,567	4,712
リース債務	Lease obligations	-	63	-	-	-
退職給付引当金	Provision for retirement benefits	3,383	3,400	3,650	3,820	3,971
役員退職慰労引当金	Provision for directors' retirement benefits	-	-	55	50	-
転貸損失引当金	Provision for loss on subleases	-	-	67	-	-
長期預り保証金	Deposits received for guarantee	254	-	-	-	-
その他	Other	-	411	522	697	741
負債合計	Total liabilities	29,582	29,103	32,415	32,252	35,086
■純資産の部	Net assets					
株主資本	Shareholders' equity	29,215	31,698	35,358	39,401	42,692
資本金	Capital stock	2,371	2,371	2,371	2,371	2,371
資本剰余金	Capital surplus	2,707	2,707	2,707	2,707	2,707
資本準備金	Legal capital surplus	2,707	2,707	-	-	-
利益剰余金	Retained earnings	24,137	26,620	30,280	34,323	37,614
利益準備金	Legal retained earnings	21	21	-	-	-
その他利益剰余金	Other retained earnings	24,116	26,599	-	-	-
別途積立金	General reserve	20,260	22,760	-	-	-
繰越利益剰余金	Retained earnings brought forward	3,856	3,839	-	-	-
自己株式	Treasury stocks	(0)	(0)	(0)	(0)	(0)
その他の包括利益累計額	Accumulated other comprehensive income	(159)	(534)	(540)	(669)	(102)
その他有価証券評価差額金	Valuation difference on available-for-sale securities	(159)	(534)	(540)	(669)	(102)
純資産合計	Total net assets	29,056	31,164	34,818	38,732	42,590
負債・純資産合計	Total liabilities and net assets	58,638	60,267	67,233	70,984	77,676

キャッシュ・フロー計算書 (要約) — Statements of Cash Flows (Condensed)

(百万円/Millions of Yen)

		2008/3	2009/3	2010/3	2011/3	2012/3
		単体 Non-consolidated		連結 Consolidated		
営業活動によるキャッシュ・フロー	Net cash provided by (used in) operating activities	3,726	7,062	5,096	5,556	6,847
投資活動によるキャッシュ・フロー	Net cash provided by (used in) investing activities	(3,511)	(2,093)	(5,386)	(1,418)	(718)
財務活動によるキャッシュ・フロー	Net cash provided by (used in) financing activities	(762)	(847)	(963)	(1,484)	(1,670)
現金及び現金同等物に係る換算差額	Effect of exchange rate changes on cash and cash equivalents	(7)	(1)	(1)	(1)	0
現金及び現金同等物の増加(減少)額	Net increase (decrease) in cash and cash equivalents	(554)	4,121	(1,254)	2,653	4,459
現金及び現金同等物期首残高	Cash and cash equivalents at beginning of year	17,501	16,947	21,068	20,587	23,240
現金及び現金同等物期末残高	Cash and cash equivalents at end of year	16,947	21,068	19,814	23,240	27,699

株価の推移 — Stock Price Range



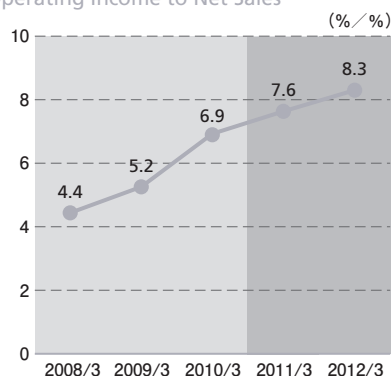
主要財務指標

収益性

Profitability

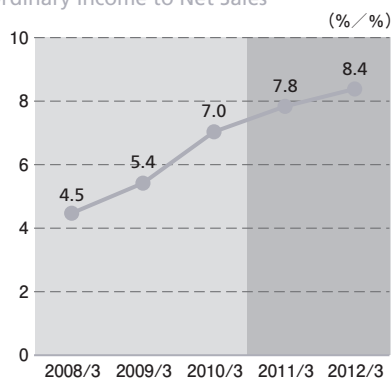
売上高営業利益率

Operating Income to Net Sales



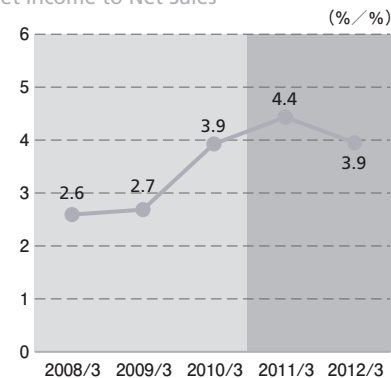
売上高経常利益率

Ordinary Income to Net Sales



売上高当期純利益率

Net Income to Net Sales



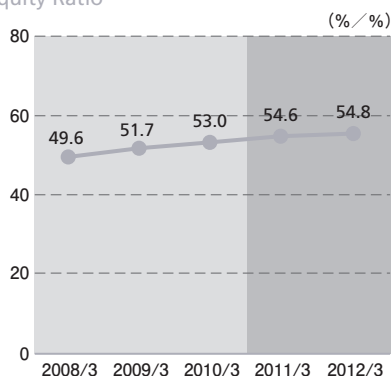
注: ■ は連結ベースで記載しております。

安定性

Stability

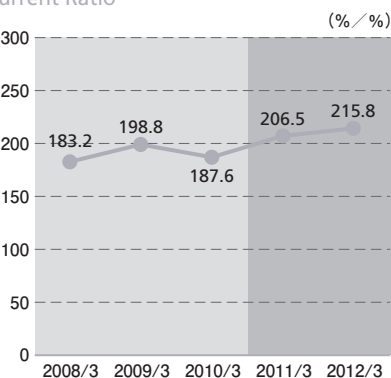
自己資本比率

Equity Ratio



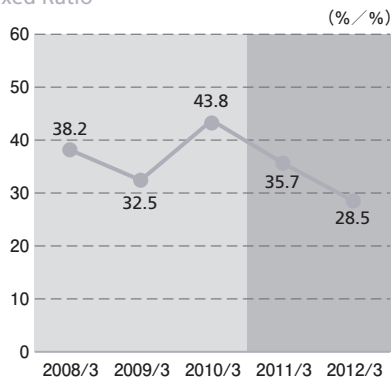
流動比率

Current Ratio



固定比率

Fixed Ratio



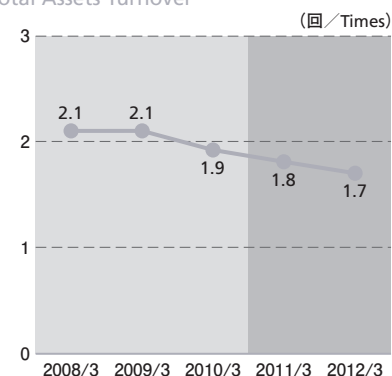
Note: ■ are presented on a consolidated basis.

効率性(1)

Efficiency

総資本回転率

Total Assets Turnover



自己資本回転率

Equity Turnover



固定資産回転率

Fixed Assets Turnover



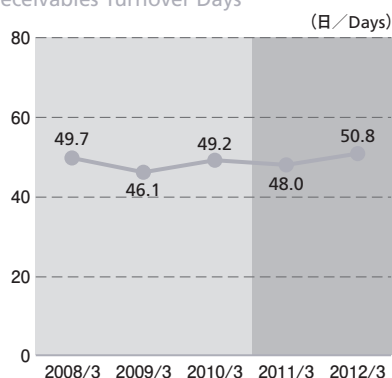
		2008/3	2009/3	2010/3	2011/3	2012/3
		単体 Non-consolidated			連結 Consolidated	
売上高営業利益率 (%)	Operating Income to Net Sales (%)	4.4	5.2	6.9	7.6	8.3
売上高経常利益率 (%)	Ordinary Income to Net Sales (%)	4.5	5.4	7.0	7.8	8.4
売上高当期純利益率 (%)	Net Income to Net Sales (%)	2.6	2.7	3.9	4.4	3.9
自己資本比率 (%)	Equity Ratio (%)	49.6	51.7	53.0	54.6	54.8
流動比率 (%)	Current Ratio (%)	183.2	198.8	187.6	206.5	215.8
固定比率 (%)	Fixed Ratio (%)	38.2	32.5	43.8	35.7	28.5
総資本回転率 (回)	Total Assets Turnover (Times)	2.1	2.1	1.9	1.8	1.7
自己資本回転率 (回)	Equity Turnover (Times)	4.6	4.1	3.6	3.4	3.1
固定資産回転率 (回)	Fixed Assets Turnover (Times)	13.6	11.7	9.3	9.0	9.7

効率性 (2)

Efficiency

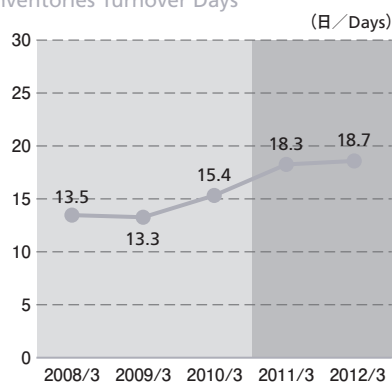
売上債権回転期間

Receivables Turnover Days



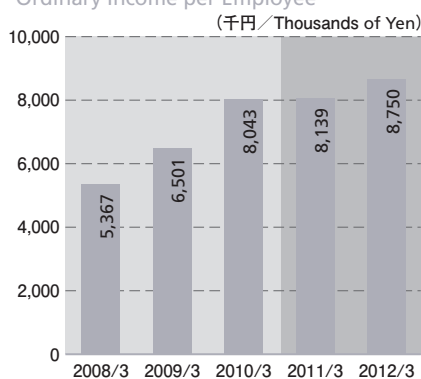
たな卸資産回転期間

Inventories Turnover Days



従業員1人当たり経常利益

Ordinary Income per Employee

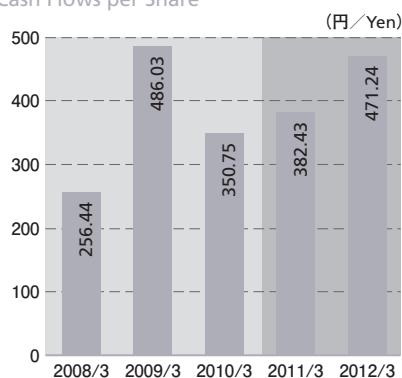


キャッシュ・フロー

Cash Flows

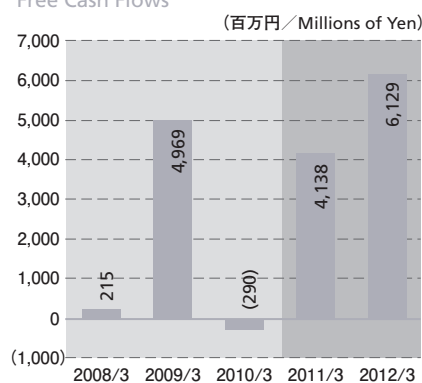
1株当たりキャッシュ・フロー

Cash Flows per Share



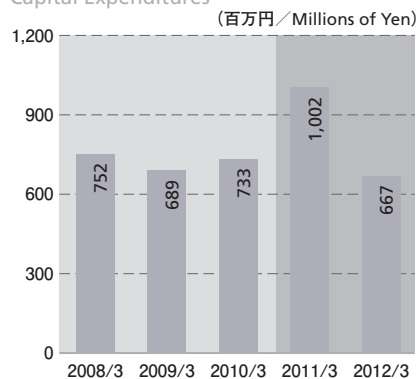
フリー・キャッシュ・フロー

Free Cash Flows



設備投資額

Capital Expenditures

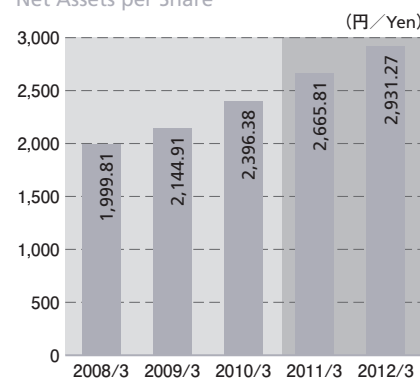


投資指標

Investment Data

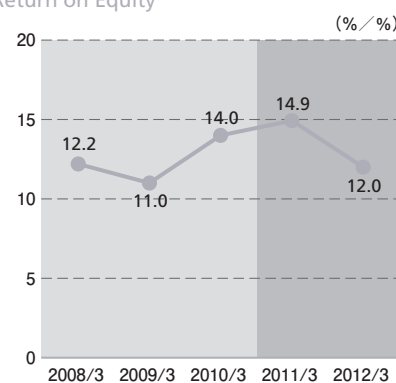
1株当たり純資産

Net Assets per Share



自己資本当期純利益率 [ROE]

Return on Equity



総資産経常利益率 [ROA]

Return on Assets



		2008/3	2009/3	2010/3	2011/3	2012/3
		単体 Non-consolidated			連結 Consolidated	
売上債権回転期間 (日)	Receivables Turnover Days (Days)	49.7	46.1	49.2	48.0	50.8
たな卸資産回転期間 (日)	Inventories Turnover Days (Days)	13.5	13.3	15.4	18.3	18.7
従業員1人当たり経常利益 (千円)	Ordinary Income per Employee (Thousands of Yen)	5,367	6,501	8,043	8,139	8,750
1株当たりキャッシュ・フロー (円)	Cash Flows per Share (Yen)	256.44	486.03	350.75	382.43	471.24
フリー・キャッシュ・フロー (百万円)	Free Cash Flows (Millions of Yen)	215	4,969	(290)	4,138	6,129
設備投資額 (百万円)	Capital Expenditures (Millions of Yen)	752	689	733	1,002	667
1株当たり純資産 (円)	Net Assets per Share (Yen)	1,999.81	2,144.91	2,396.38	2,665.81	2,931.27
自己資本当期純利益率 [ROE] (%)	Return on Equity (%)	12.2	11.0	14.0	14.9	12.0
総資産経常利益率 [ROA] (%)	Return on Assets (%)	9.7	11.3	13.1	14.2	14.3

■ 会社概要 (2012年3月31日現在)	■ Corporate Profile (As of March 31, 2012)
-----------------------	--

商号 NECモバイルリング株式会社
本社 〒100-6006
 東京都千代田区霞が関三丁目2番5号
設立 1972年12月15日
資本金 23億7,078万円
従業員数 連結：1,227人
 単独：1,066人
拠点
国内 支店：10拠点
 ショップ(直営店/パートナー店)：125店/111店
 サービスセンター：5拠点
 エンジニアリングセンター：7拠点
海外 1拠点
ホームページ http://www.nec-mobiling.com

Company Name NEC Mobiling, Ltd.
Head Office 3-2-5, Kasumigaseki, Chiyoda-ku, Tokyo
 100-6006, Japan
Established December 15, 1972
Capital ¥2,370.78 million
Employees Consolidated : 1,227
 Non-consolidated : 1,066
Facilities
Japan Branches : 10
 Stores (directly operated/contracted) : 125/111
 Service Centers : 5
 Engineering Centers : 7
Overseas Branch : 1
URL http://www.nec-mobiling.com

取締役 (2012年6月19日現在)

	代表取締役	山崎 耕司	長島 優	小島 和人	庭野 修次	中井 真人	佐藤 慶太	松倉 肇	渡邊 穰	木下 肇
*1,3	取締役									
*1	取締役									
*1,3	取締役									
*1	取締役									

Directors (As of June 19, 2012)

	President	Koji Yamasaki	Member of the Board	Masaru Nagashima	Member of the Board	Kazuhito Kojima	Member of the Board	Shuji Niwano	Member of the Board	Masato Nakai
*1,3	Member of the Board		Member of the Board		Member of the Board		Member of the Board		Member of the Board	
*1	Member of the Board		Member of the Board		Member of the Board		Member of the Board		Member of the Board	
*1,3	Member of the Board		Member of the Board		Member of the Board		Member of the Board		Member of the Board	
*1	Member of the Board		Member of the Board		Member of the Board		Member of the Board		Member of the Board	

監査役 (2012年6月19日現在)

	常勤監査役	田中 哲男	京極 政好	橋本 副孝	川上 耕毅
*2	常勤監査役				
*2,3	監査役				
*2	監査役				

*1 社外取締役
 *2 社外監査役
 *3 東京証券取引所の定めに基づく独立役員

Corporate Auditors (As of June 19, 2012)

	Corporate Auditor	Tetsuo Tanaka	Corporate Auditor	Masayoshi Kyogoku	Corporate Auditor	Fukutaka Hashimoto	Corporate Auditor	Koki Kawakami
*2	Corporate Auditor		Corporate Auditor		Corporate Auditor		Corporate Auditor	
*2,3	Corporate Auditor		Corporate Auditor		Corporate Auditor		Corporate Auditor	
*2	Corporate Auditor		Corporate Auditor		Corporate Auditor		Corporate Auditor	

*1 Outside Director
 *2 Outside Corporate Auditor
 *3 Independent Director/Corporate Auditor as specified by the Tokyo Stock Exchange

執行役員 (2012年6月19日現在)

	社長	山崎 耕司	長島 優	小島 和人	庭野 修次	中井 真人	奥江 一仁	酒井 宣行	森光 宏之	西山 耕平	中島 祐一	水谷 彰宏
*	社外取締役											
*	執行役員											
*	執行役員											
*	執行役員											
*	執行役員											
*	執行役員											
*	執行役員											
*	執行役員											
*	執行役員											

*取締役を兼務する執行役員

Corporate Officers (As of June 19, 2012)

	President	Koji Yamasaki	Senior Vice President	Masaru Nagashima	Senior Vice President	Kazuhito Kojima	Senior Vice President	Shuji Niwano	Senior Vice President	Masato Nakai
*	President		Senior Vice President		Senior Vice President		Senior Vice President		Senior Vice President	
*	Senior Vice President		Senior Vice President		Senior Vice President		Senior Vice President		Senior Vice President	
*	Senior Vice President		Senior Vice President		Senior Vice President		Senior Vice President		Senior Vice President	
*	Senior Vice President		Senior Vice President		Senior Vice President		Senior Vice President		Senior Vice President	
*	Associate Senior Vice President		Associate Senior Vice President		Associate Senior Vice President		Associate Senior Vice President		Associate Senior Vice President	
*	Associate Senior Vice President		Associate Senior Vice President		Associate Senior Vice President		Associate Senior Vice President		Associate Senior Vice President	
*	Associate Senior Vice President		Associate Senior Vice President		Associate Senior Vice President		Associate Senior Vice President		Associate Senior Vice President	
*	Associate Senior Vice President		Associate Senior Vice President		Associate Senior Vice President		Associate Senior Vice President		Associate Senior Vice President	
*	Associate Senior Vice President		Associate Senior Vice President		Associate Senior Vice President		Associate Senior Vice President		Associate Senior Vice President	
*	Associate Senior Vice President		Associate Senior Vice President		Associate Senior Vice President		Associate Senior Vice President		Associate Senior Vice President	

* Concurrently appointed as Director

沿革

年月	事項
1972年12月	移動無線機器及び通信機器の製造・保守サービス、機器に関する工事の設計、請負、機器及びその部品の販売等に関する業務を目的とし、商号を「日本電気移動無線サービス株式会社」として資本金2,000万円で東京都港区に設立 東京、大阪地区のポケットベルの保守サービス開始
1973年 5月	移動通信機器の現地工事、現地調整などのシステムエンジニアリング業務及び保守サービスを開始
1973年 6月	移動通信機器等の販売を開始
1982年 3月	建設大臣より「一般電気通信工業」の認可を取得
1990年 4月	商号を「日本電気移動通信株式会社」に変更
1992年 4月	エヌ・ティ・ティ中央移動通信(株)(現(株)エヌ・ティ・ティ・ドコモ)と携帯電話等の代理店契約を締結し、携帯電話等の販売開始
1992年11月	東京都豊島区に西池袋店を開店し携帯電話等の店舗販売を開始
1994年10月	品質保証の国際規格ISO9001認証取得
2000年 1月	環境マネジメントシステムの国際規格ISO14001認証取得
2001年 7月	商号を「NECモバイルリング株式会社」に変更
2002年 2月	東京証券取引所市場第二部に上場
2003年 3月	東京証券取引所市場第一部に上場
2003年 6月	NECカスタマックス(株)より携帯電話の販売事業を譲受け
2004年 4月	中華人民共和国に上海慕百霖通信有限公司設立
2005年 2月	個人情報保護体制に対する認証制度であるプライバシーマークの認証取得
2010年 3月	マツハヤ・コーポレーション株式会社の全株式を取得し、同社を連結子会社化

Corporate History

Date	Brief History
Dec. 1972	Founded as NEC Mobile Radio Service, Ltd. with 20 million yen capital, for manufacturing, installation, sales and maintenance services of mobile and other communications systems. Begins repair and maintenance services for pagers.
May 1973	Begins system integration and maintenance services for mobile communications base stations including on-site installation and tuning of base station systems.
Jun. 1973	Begins selling mobile and other communications equipment and systems.
Mar. 1982	Obtains general license for telecommunications installation work from the Ministry of Construction.
Apr. 1990	Changes its name to NEC Mobile Communications, Ltd.
Apr. 1992	Enters into distributorship agreement with current NTT DOCOMO, INC. and begins selling mobile phones and other related items.
Nov. 1992	Opens Nishi-Ikebukuro Store in Toshima-ku, Tokyo and begins retailing mobile phones and other related items at store.
Oct. 1994	Obtains ISO 9001 certification, an international standard of quality control system.
Jan. 2000	Obtains ISO 14001 certification, an international standard of environmental management system.
Jul. 2001	Changes its name to NEC Mobiling, Ltd.
Feb. 2002	Lists shares on the Second Section of the Tokyo Stock Exchange.
Mar. 2003	Lists shares on the First Section of the Tokyo Stock Exchange.
Jun. 2003	Takes over mobile phone sales business from NEC CustomMax, Ltd.
Apr. 2004	Establishes Shanghai Mobiling, Ltd. in Shanghai, The People's Republic of China.
Feb. 2005	Obtains Privacy Mark Certification, the Japanese Industrial Standard for management systems of personal information.
Mar. 2010	Acquires all stocks of Matsuhaya Corporation and operates it as a subsidiary company.